








Remote Learning Lesson Plan - Room 9
Wednesday, 4/1/2020

| | | |
|------------------------|---|---|
| <p>Morning Meeting</p> |  | <p>Post an appropriate joke or riddle Click on the following link: https://lcsd2020.padlet.org/GChoe/60w1pksmmpu6b</p> <ul style="list-style-type: none"> • Type in password: mrschoeisawesome • Post your response + photo! |
| <p>Reading</p> |  | <p>Daily Language (DLP) Week 29, Day 3</p> <p>Read (Paired Text) "From Eggs to Frogs" p. 410-412</p> <p>Choose one of the Compare Text sections to complete (Text to Text, Text to Self, or Text to World. p.413)</p> |
| <p>Language Arts</p> |  | <p>Grammar Skill - Contractions with Pronouns</p> <ul style="list-style-type: none"> • Complete Reader's Notebook (RN) p. 161 • Sitton p. 99 (Unit 25- Adding the suffix s or es) |
| <p>Brain Break</p> | <p>computer/iPad</p>  | <p>Go Noodle https://app.gonoodle.com/activities/chicken-dance?s=Discover&t=Primary%20Featured</p> |
| <p>Writing</p> |  | <p>Edit Monday's journal response in Google Classroom</p> <ul style="list-style-type: none"> • If you need a refresher, watch the video tutorial on how to post: https://youtu.be/LLXjvTp-8B8 • Click on Google Apps -> Google Classroom -> Room 9 (2019-2020) -> click posted assignment -> read private comment on the right hand side of the box-> click the section "Your Work"->make your revisions and click "turn in" at the top right hand corner |
| <p>Math</p> |  | <p>Daily Math Week 29, Day 3</p> <p>Line Plot -Measuring Lines Worksheet (see attached PDF)</p> <p>Skills Link - (Practice Set 68) p. 76</p> |
| <p>Science</p> |  | <p>https://mysteryscience.com/plants/mystery-1/seed-dispersal/84?r=5673341#slide-id-0</p> <ul style="list-style-type: none"> • Click "I'm a student" • Do Exploration |