


# 2.MD.9 - Showing Measurements on a Line Plot

Name: \_\_\_\_\_

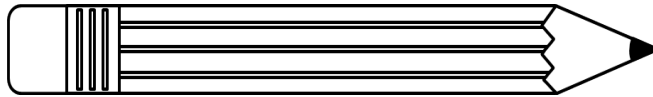
Date: \_\_\_\_\_

Directions: Measure each pencil to the nearest inch, then plot the data on the line plot.


about \_\_\_ inches




about \_\_\_ inches




about \_\_\_ inches




about \_\_\_ inches




about \_\_\_ inches



about \_\_\_ inches



about \_\_\_ inches



about \_\_\_ inches

