



## Homework Week 9: Nov. 4<sup>th</sup> – 8<sup>th</sup> (How Chipmunk Got His Stripes)

Name: \_\_\_\_\_

Assignments	Parent Initials
<b>Monday:</b> *Spelling Activities: Sitton Task 8 and Proofread for Spelling Worksheet *Practice Thanksgiving Play Lines *Read 10 minutes/Reading Log (Reading Log is attached at the end of the homework packet.)	Parent Initials:
<b>Tuesday:</b> *Math - Skills Link Practice Set 20 (p.28) *Practice Thanksgiving Play Lines *Read 10 minutes/Reading Log	Parent Initials:
<b>Wednesday:</b> *Language Arts – Comprehension Passage (Veterans Day) *Practice Thanksgiving Play Lines *Read 10 minutes/Reading Log	Parent Initials:
<b>Thursday:</b> *Math - Skills Link Practice Set 22 (p.30) *Practice Thanksgiving Play Lines *Read 10 minutes/Reading Log	Parent Initials:
<b>Friday:</b> *Homework and Reading Log due today – (Sign & total the minutes) *Spelling and Dictation Test Today	
<b>Optional Challenge: November Activity Calendar Menu</b>	
<b>Reminders:</b> *Father/Daughter Dance (November 9) *No School – Veteran’s Day (November 11) *LCFEF Jog-a-Thon (November 13 during PE) *Collaboration Day/Spirit Rally/Thanksgiving Plays (November 22)	

# Spelling List

(How Chipmunk Got His Stripes)

- |            |            |                 |
|------------|------------|-----------------|
| 1. liked   | 6. making  | 11. standing    |
| 2. using   | 7. closed  | 12. asked       |
| 3. riding  | 8. hoping  | Challenge Words |
| 4. chased  | 9. baked   | 13. teasing     |
| 5. spilled | 10. hiding | 14. knocking    |

# Sitton Spelling List

(Unit 8)

- |         |          |
|---------|----------|
| 1. no   | 4. first |
| 2. make | 5. been  |
| 3. than |          |

# Vocabulary

- |              |           |
|--------------|-----------|
| 1. tunnel    | 5. toward |
| 2. curled    | 6. healed |
| 3. height    | 7. brag   |
| 4. direction | 8. tease  |



## Dear Parents,

Your child is working with many word patterns at school. Some word patterns are easier than others. Word patterns that contain a vowel-*r* are more difficult to spell, because the *r* changes the usual sound of the vowel. Also, the same sound can be spelled in more than one way. In this activity, you and your child work with words spelled with *er*, *ir*, and *ur*—and they all sound the same. You also work with word patterns *or* and *ore*. Again, the two spellings sound the same.

First, discuss the directions with your child. Then guide your child through the activity, letting your child do as much as possible without your help. Next, check the answers together.

Fill in the letters to make opposite words.

not him, but h ____	not boys, but g ____ l s
not clean, but d ____ t y	not help, but h ____ t
not backward, but f ____ w a r d	not last, but f ____ s t
not after, but b e f _____	not south, but n ____ t h
not a square, but a c ____ c l e	not tall, but s h ____ t
not evening, but m ____ n i n g	not less, but m _____

Next, on another sheet of paper have your child write the answer words. Ask your child to sort them into sets for *er*, *ir*, *ur*, *or*, and *ore*.

Thank you for your help. Parents and teachers make a strong team working together to help your child! Every child a speller!

Name \_\_\_\_\_

Date \_\_\_\_\_

# Proofread for Spelling

**How Chipmunk Got His Stripes**  
Spelling: *-ed* and *-ing* Endings



## Spelling Words

### Basic Words

1. liked
2. using
3. riding
4. chased
5. spilled
6. making
7. closed
8. hoping
9. baked
10. hiding
11. standing
12. asked

**Proofread the story. Cross out the six misspelled words. Spell it correctly above the word you crossed out.**

Tomorrow school will be klosed, so we are going bike ridin along the lake to the next town. All of us have been makeing plans for a long time. My brother bakked some cookies to take along. I am useing my dad's backpack to carry sandwiches and juice, but I haven't aksed him yet!

**Use the code to spell the Spelling Words.**

1 = e	2 = s	3 = i	4 = n	5 = d	6 = a	7 = k
8 = p	9 = m	10 = o	11 = 5	12 = b	13 = t	14 = u
15 = c	16 = j	17 = h	18 = f	19 = r	20 = l	21 = g
22 = x	23 = z	24 = y	25 = q	26 = w		

1. 6-2-7-1-5 \_\_\_\_\_

3. 15-17-6-2-1-5 \_\_\_\_\_

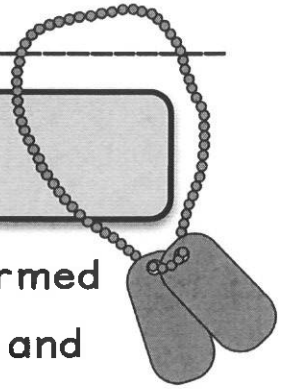
2. 17-3-5-3-4-21 \_\_\_\_\_

4. 20-3-7-1-5 \_\_\_\_\_

Name \_\_\_\_\_

Date \_\_\_\_\_

# Veterans Day



A veteran is a man or woman who has served in the armed forces. This includes the Army, Navy, Air Force, Marines and Coast Guard. On November 11<sup>th</sup> each year, we honor these people who have helped keep our country safe.

The first *Veterans Day* was on November 11, 1918. This was the day that World War I ended. At that time it was called Armistice Day and was a day to celebrate those soldiers who fought in World War I. The *armistice*, or the agreement to stop fighting, was actually signed on the eleventh hour of the eleventh day of the eleventh month.

Today *Veterans Day* honors all veterans. It is a federal holiday, so most people do not have to go to work or school. Many attend parades and wave flags to honor veterans. Every *Veterans Day* the President of the United States places a wreath at the Tomb of the Unknown Soldier in Arlington National Cemetery to remember those who have died serving our country.

1. What is a veteran? \_\_\_\_\_


2. Why was the first *Veterans Day* important? \_\_\_\_\_

3. In what way can you honor our veterans on this day? \_\_\_\_\_

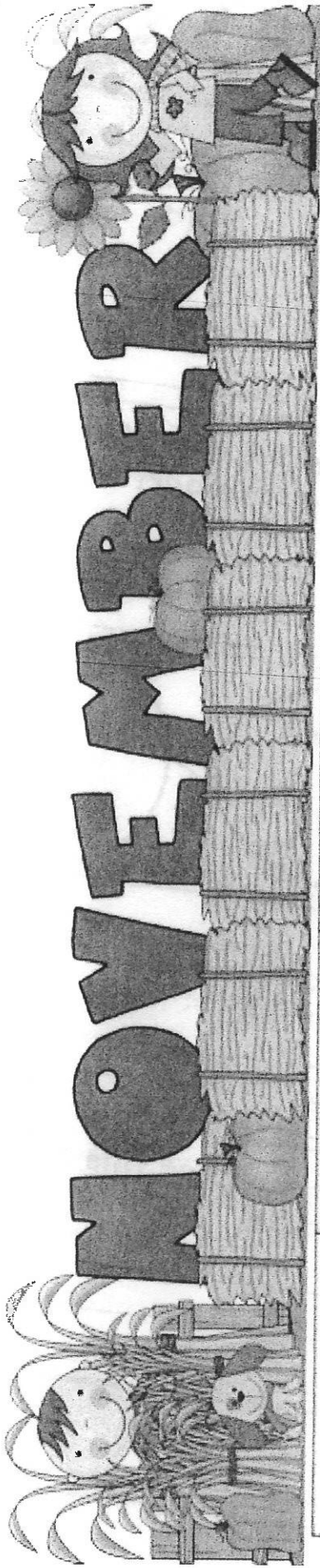
Name \_\_\_\_\_

# Weekly Reading Record

Week of \_\_\_\_\_

<p>Title of Book _____ Minutes Read _____ Date _____</p>	<p>Characters</p>	<p>Setting</p>
	<p>Problem</p>	<p>Solution</p>
<p>Title of Book _____ Minutes Read _____ Date _____</p>	<p>What do you predict will happen next?</p> <p>_____</p> <p>_____</p> <p>_____</p>	
<p>Title of Book _____ Minutes Read _____ Date _____</p>	<p>Text-To-Self</p> <p>Text Said  Reminds Me Of</p>	
<p>Title of Book _____ Minutes Read _____ Date _____</p>	<p>Write two questions you would ask the author.</p> <p>1. _____</p> <p>2. _____</p> <p>_____</p>	
<p>Title of Book _____ Minutes Read _____ Date _____</p>	<p>Draw a picture and label it of what you visualized while reading.</p>	

Total Minutes Read \_\_\_\_\_ Parent's Signature \_\_\_\_\_



Monday	Tuesday	Wednesday	Thursday	Friday
<p>Write as many fact families as you can for the number 24. (Ex. 18, 6, 24)</p>	<p>What is the setting of the story? What details helped you figure this out?</p>	<p>Write a friendly letter to a character in your book. Be sure to use the proper format.</p>	<p>Describe the main character of the story. Use details from the story for support.</p>	<p>What problem did the main character face? Would you solve the problem the same way?</p>
<p>After reading a story, create a question. What information from the text would help answer it?</p>	<p>Count by tens to 500. Write the numbers as you say them.</p>	<p>Write a paragraph describing ways in which seeds are spread.</p>	<p>Explain what happened in the beginning, middle, and end of the story.</p>	<p>Write and solve a math word problem using the question: How many more did _____ have?</p>
<p>Find information about the first Thanksgiving. Write a list of facts that you learned.</p>	<p>What is the lesson or moral of the story? What details from the text helped you know?</p>	<p>Skip count by 3's. See how high you can go.</p>	<p>Describe the life cycle of a pumpkin and what things pumpkins are used for.</p>	<p>Skip count by 7's starting with 21. See how high you can go.</p>
<p>_____</p>	<p>_____</p>	<p>Thanksgiving Break</p>	<p>_____</p>	<p>What was the problem the main character faced? Do you agree with how it was solved?</p>