

Homework Week 12: December 2nd – 6th

(Ah, Music!)

Name: _____

Assignments	Parent Initials
Monday: *Spelling Activities: Sitton Task II and Proofread for Spelling Worksheet *Work on Fantasy Book Report/Presentation *Read 10 minutes/Reading Log (Reading Log is attached at the end of the homework packet.)	Parent Initials:
Tuesday: *Math: Skills Link Practice Set 27 (p.35) *Work on Fantasy Book Report/Presentation *Read 10 minutes/Reading Log	Parent Initials:
Wednesday: *Reading Comprehension: The Big Snow Hill *Work on Fantasy Book Report/Presentation *Read 10 minutes/Reading Log	Parent Initials:
Thursday: *Math: Skills Link Practice Set 29 (p.37) *Work on Fantasy Book Report/Presentation *Read 10 minutes/Reading Log	Parent Initials:
Friday: *Homework and Reading Log due today – (Sign & total the minutes) *Spelling and Dictation Test Today	
Optional Challenge: December Activity Calendar Menu	
Reminders: *Fantasy Book Report due (Friday, December 6) *Collaboration Day (Thursday, December 19) *Winter Holiday (Friday, December 20-January 3) *Teacher Work Day (Monday, January 6) *School Resumes (Tuesday, January 7)	

Spelling List

(Ah, Music!)

- | | | |
|----------|----------|-----------------|
| 1. pay | 6. clay | 11. gray |
| 2. wait | 7. tray | 12. away |
| 3. paint | 8. plain | Challenge Words |
| 4. train | 9. stain | 13. raisin |
| 5. pail | 10. hay | 14. birthday |

Sutton Spelling List

(Unit 11)

- | | |
|---------|----------|
| 1. way | 4. may |
| 2. find | 5. water |
| 3. use | |

Vocabulary

- | | |
|---------------|----------------|
| 1. vibration | 5. creative |
| 2. tune | 6. performance |
| 3. volume | 7. concentrate |
| 4. expression | 8. relieved |

Vocabulary Strategy:

Figurative Language/Idioms

Grammar Skill:

Compound Sentences (combining sentences with a comma and *and*, *but*, or *or*)



Dear Parents,

Your child is learning many skills needed to become an able speller. One of these skills is phonics—learning the most likely letters for spelling the sounds in words. Please help your child learn about the long a sound, the vowel sound you hear in *day*, *main*, and *game*.

Read the directions to this activity with your child. Then guide your child through the activity, letting your child do as much as possible without your help.

Write the words for the pictures. Sort the words by the letters that spell long a.



h _____



s _____



r _____



p _____



t r _____



w _____

ai

ay

a-consonant-e

Here's another idea for you and your child to do to learn about the long a sound. Have your child look through a picture book, magazine, or catalog and find pictures of things that have a long a sound. Then write each word together.

Thanks, parents! Every child a speller!

Name _____ Date _____

Proofread for Spelling

Ah Music!

Spelling: Words with *ai, ay*

Proofread the journal entry. Circle the ten misspelled words. Then write the correct spellings on the lines below.

Today was fun. I helped paynt my room. I couldn't wate to start. My walls were plane grae. Dad had a payl of blue paint. He showed me how to use a paint brush and trai. We had to be neat so paint would not stane my carpet. We made the gray go awai. Then we drew a trane passing a farm with hae stacks on the wall.

- | | |
|----------|-----------|
| 1. _____ | 6. _____ |
| 2. _____ | 7. _____ |
| 3. _____ | 8. _____ |
| 4. _____ | 9. _____ |
| 5. _____ | 10. _____ |

Spelling Words

Basic Words

1. pay
2. wait
3. paint
4. train
5. pail
6. clay
7. tray
8. plain
9. stain
10. hay
11. gray
12. away

Review Words

13. stay
14. day

Read the following sentences. Circle each misspelled word. Then write it correctly.

11. We bought modeling claie at the store. _____

12. I had a gift card to pa for it. _____

Name: _____

260L
116 words

The Big Snow Hill

Mandy is sledding with her friend Ben. They go down all of the small hills first. Ben wants to try the big hill next. "This will be fun!" said Ben. Mandy looked up to the top of the hill. It was very high up. Mandy's legs started to shake.

They walk up the big hill. Mandy did not look down. "We made it to the top!" said Ben. Mandy and Ben sat on the sled. "3, 2, 1, GO!" Ben yelled. Mandy shut her eyes. She pushed off. Down, down, down they went. Mandy peeked open her eyes. She smiled.

"This *is* fun!" said Mandy. When they got to the bottom, Mandy yelled, "Let's go again!"



Directions: Answer the questions below. Put a check next to the correct answer.


1. Who is Mandy sledding with?
_____ a. her brother Ben
_____ b. her friend Ben
_____ c. no one

2. How does Mandy feel about sledding the big hill at first?
_____ a. angry
_____ b. excited
_____ c. scared

3. How do you know that Mandy was feeling that way?
_____ a. She makes an angry face.
_____ b. Her legs start to shake.
_____ c. She walks up the big hill.

4. What happened at the end of the story?
_____ a. Mandy likes the big hill and wants to go again.
_____ b. Mandy wants to do the small hills.
_____ c. Mandy wants to go home.

5. What is the best name for this story?
_____ a. Shaky Legs
_____ b. A Day with Ben
_____ c. Sledding Down the Big Hill



Name _____

Weekly Reading Record










Week of _____

Title of Book _____ Minutes Read _____ Date _____	What was your favorite part of today's reading and why? _____ _____
--	---


Title of Book _____ Minutes Read _____ Date _____	What ideas do you have about what is going to happen next (even if you finished your book)? What clues have you read to make you think this? _____ _____
--	--

Title of Book _____ Minutes Read _____ Date _____	<table border="1"><tr><td data-bbox="511 924 852 1228">Beginning</td><td data-bbox="852 924 1193 1228">Middle</td><td data-bbox="1193 924 1550 1228">End</td></tr></table>	Beginning	Middle	End
Beginning	Middle	End		

Title of Book _____ Minutes Read _____ Date _____	Rewrite a sentence from the story and change one thing. _____ _____
--	---

Title of Book _____ Minutes Read _____ Date _____	Title _____ Author _____ Did you like this story? <table data-bbox="730 1806 1266 1953"><tr><td></td><td></td><td></td></tr><tr><td>Not Much</td><td>Ok</td><td>Awesome</td></tr></table>				Not Much	Ok	Awesome
							
Not Much	Ok	Awesome					

Total Minutes Read _____ Parent's Signature _____



Monday	Tuesday	Wednesday	Thursday	Friday
Who invented the first electric light? Did this person invent other useful items?	If you could be in a cartoon or movie which would you choose and why?	What strategies can you use to share items equally with people? Show examples.	Look on a can of soup. List all of the ingredients. Put a star next to the ones you don't know.	Tell about a time you couldn't stop laughing. Be sure to use lots of descriptive words.
Write a "thank you" letter to someone special. Be sure to tell them why you are thankful.	What is your favorite number and why? How many ways can you represent this number?	What tools do meteorologists use to predict the weather? Why is the job important?	If you had \$9.00 to buy four people gifts. How much money could you equally spend on each?	If you could switch places with your parents for a day what would you do? What would they do?
List 10 animals you might like to have for a pet. Write one pro and one con for each animal.	Write down the ages of all of the people who live in your house. Now add all of the ages together.	Create a new type of cookie what are the ingredients and how is it prepared?	Find out what exact day, date, hour and minute winter begins.	Create a menu for a holiday feast. Be sure to include starters, a main course, sides, and dessert.
Explain how to your favorite game. (Not a video game) Include the items needed and rules.	How long will it take to eat a candy cane without biting it? Make a prediction then try it.	December has 31 days. How many other months have 31 days? List the months.	The difference between two numbers is 23. Write six different possible equations.	Write about your favorite holiday or winter memory.
		Winter Break		