

Homework (Week 1): Sept. 9 – Sept. 13

(Story of the week – “My Family”)

Name: _____ # _____

Assignments	Parent Initials
<p>Monday: *Spelling Words – “Rainbow Write Spelling Words” *Read 10 minutes/Reading Log (Reading Log is attached at the end of the homework packet)</p>	Parent Initials:
<p>Tuesday: *Math: Hundreds Chart & More Than / Less Than *Read 10 minutes/Reading Log (Reading Log is attached at the end of the homework packet)</p>	Parent Initials:
<p>Wednesday: *Spelling – Sitton Spelling Task 1 *Read 10 minutes/Reading Log (Reading Log is attached at the end of the homework packet)</p>	Parent Initials:
<p>Thursday: *Math: Adding Money *Read 10 minutes/Reading Log (Reading Log is attached at the end of the homework packet)</p>	Parent Initials:
<p>Friday: *Homework due in Thursday Folder Today! *Reading Log due today – (Sign & total the minutes)</p>	
<p style="text-align: center;">Optional Challenge: “September Activity Calendar Menu”</p> <p>Feel free to choose activities as you see fit to extend your child’s learning opportunities. Sign the appropriate box when and activity has been completed. <u>Please turn in the calendar at the end of the month.</u></p>	
<p>Reminders: *September 20 : Lunch on the Lawn *September 21 : Fall-A-Palooza *September 27 : Collaboration Day (Early Dismissal @ 11:35)</p>	



Spelling List – Week 1

(My Family)

- | | | |
|---------|---------|------------------------|
| 1. wet | 6. mud | 11. net |
| 2. job | 7. left | 12. hot |
| 3. hug | 8. help | <u>Challenge Words</u> |
| 4. rest | 9. plum | 13. lunch |
| 5. spot | 10. nut | 14. spend |

Sitton Spelling List (Unit 1)

- | | | |
|----------|---------|--------|
| 1. we | 2. an | 3. can |
| 4. there | 5. your | |

Vocabulary

- | | |
|---------------|-----------|
| 1. remembered | 5. stuck |
| 2. porch | 6. visit |
| 3. crown | 7. cousin |
| 4. spend | 8. piano |

Spelling

Name _____

Date _____

Directions: Rainbow write each spelling word two times (write each letter of the word with a different color crayon or marker).

1. _____

2. _____

3. _____

4. _____

5. _____

6. _____

7. _____

8. _____

9. _____

10. _____

11. _____

12. _____

13. _____

14. _____

15. _____

16. _____

17. _____

18. _____


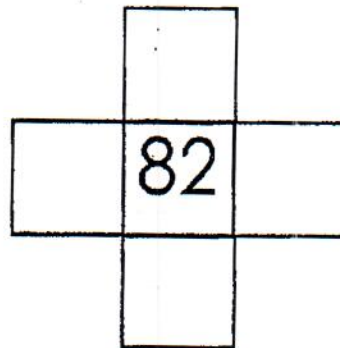
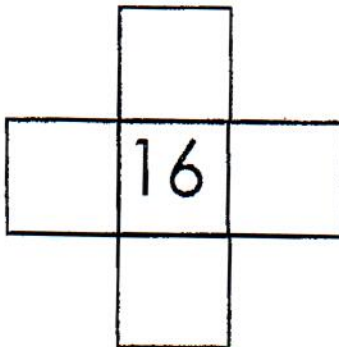
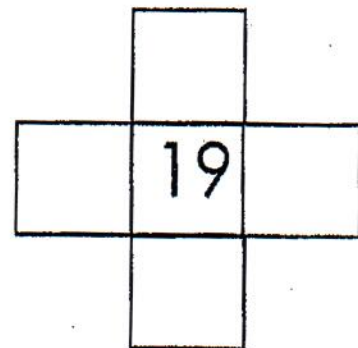
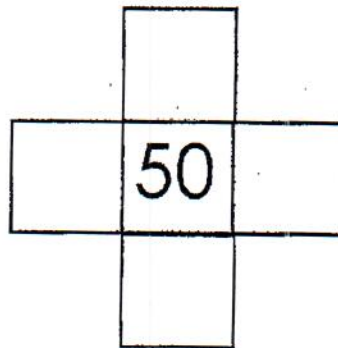
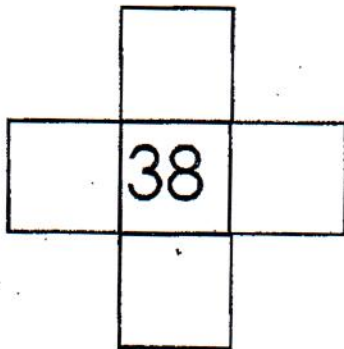
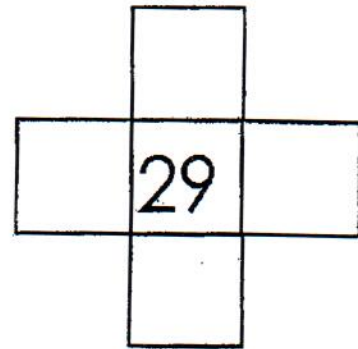
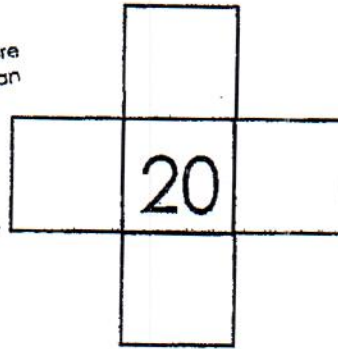
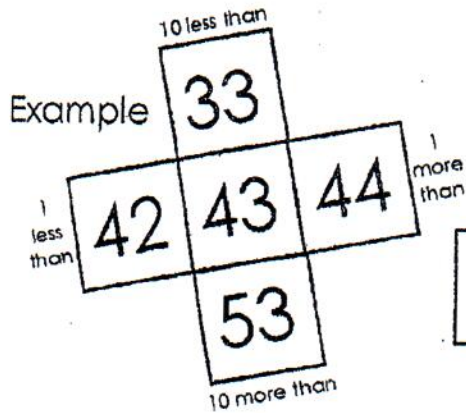
19. _____

20. _____

Name _____

Hundreds Chart - More Than/Less Than

Use your hundreds chart to fill in the empty boxes. Write the numbers that are 10 more than, 10 less than, 1 more than and 1 less than the number in the center box.






Dear Parents,

Here is your child's first Take-Home Task. Mystery Words is a visual skill-building activity. Visual skills are essential for spelling and proofreading success. Begin by discussing the directions with your child. Next, guide your child through the activity, letting your child do as much as possible without your help. Then check the paper together, noting that some letter groups can be used to spell more than one word.

Make a word using every letter in each of the balloons. Then write the words.



1. _____

2. _____

3. _____

4. _____

5. _____

6. _____

7. _____

There's more! For a turnaround activity, give your child paper and pencil. Ask your child to draw more balloons and write letters for a mystery word inside. Then you solve the mystery and write the word!

Your efforts to help your child at home are appreciated. Thank you.

Every child a speller!

Adding Money: Penny, Nickel, Dime

Directions: Count the money and write the total amount.



Penny = 1 cent



Nickel = 5 cents



Dime = 10 cents



_____ Cents



_____ Cents



_____ Cents



_____ Cents



_____ Cents



_____ Cents




_____ Cents

Weekly Reading Record

Name: _____

Date Due: _____

<p>Title of Book _____</p> <p>Date: _____</p> <p>Minutes _____</p>	<p>My favorite part of today's reading was...</p> <p>_____</p> <p>_____</p>
<p>Title of Book _____</p> <p>Date: _____</p> <p>Minutes _____</p>	<p>The author's purpose of today's reading was...</p> <p>(circle one) to inform to entertain to persuade</p> <p>I know this because...</p> <p>_____</p> <p>_____</p>
<p>Title of Book _____</p> <p>Date: _____</p> <p>Minutes _____</p>	<p>The main idea of today's reading was...</p> <p>_____</p> <p>_____</p>
<p>Title of Book _____</p> <p>Date: _____</p> <p>Minutes _____</p>	<p>Some unfamiliar words in today's reading were...</p> <p>_____</p> <p>_____</p>
<p>Title of Book _____</p> <p>Date: _____</p> <p>Minutes _____</p>	<p>What questions did you have before, during or after your reading today?</p> <p>_____</p> <p>_____</p>
<p>Total Minutes: _____</p>	<p>Parent's Signature _____</p>



Monday	Tuesday	Wednesday	Thursday	Friday
What is Labor Day and Why is it celebrated?	Read a story and create a 3-column chart titled beginning, middle, and end. Write about each part.	Create a timeline that shows what you did during summer vacation. Include dates, pictures, and sentences.	What character in a book are you most like and why?	A student wrote $7+3+5 = 13$. Is this correct? Explain why or not. Be sure to explain each step.
Create a travel brochure or poster for La Cañada with at least 3 must see or do activities.	This month's character trait is support. Create a list of ways your teacher can support you at school.	Explain the life cycle of a plant to an adult in your family.	Create your own in/out addition table with at least 6 rows. Don't forget to write the rule at the top.	Practice your complete address with an adult until you have it memorized.
Write a story using each of your spelling words at least once.	Add the number of outlets and light switches in your home. Write a number sentence to show your work.	Write a friendly letter to a relative that lives in another city or state. Ask an adult to help you mail it.	Of the books your teacher has read you this year, which was your favorite and why?	Skip count by 3's to 36. If you want a challenge try to keep going to 99.
If a giant beanstalk appeared in your backyard would you climb it? Why or why not? Include at least 3 reasons for your choice.	Create a list of character traits to describe your best friend. Try to write one example for each trait.	This month's character trait is support. Write about a time when you helped show support for another person.	Who was John Chapman and why is he remembered today?	We eat different parts of a variety of plants. Write a list of roots, stems, and leaves that you eat.
Create a graph showing the number of forks, spoons, cups, bowls, and plates you have in your kitchen right now.	Write three sentences. One with a period, one with a question mark, one with an exclamation point.	Write numbers 1-100. Count by 2's. Color each number you say. Now count by 5's and circle each number.	Find out how applesauce is made. Write the steps. Be sure to use time and order words (First, next, then...)	Write a poem about Fall. Try to use as many strong describing words as you can.