












Remote Learning Lesson Plan - Room 9

Friday, 4/24/2020

*Each day: Continue reading. AR quizzes are available at home.

*Classlink houses many educational websites that you can utilize to supplement your child's studies over the next week. Check out <https://msleepcr.weebly.com/resources.html> and <https://msleepcr.weebly.com/remote-learning-lesson-plans> for additional learning links and password hints.

Attendance		<p>If you could go on any field trip, where would it be?</p> <ul style="list-style-type: none"> Click on the following link: https://lcsud2020.padlet.org/GChoe/2wk25x6sd8106jvw Type in password: mrschoeisawesome Post your response
Reading	  	<p>Daily Language (DLP) Week 31, Day 5</p> <p>The Dog that Dug for Dinosaurs - Vocab and Comprehension Test (ThinkCentral - graded)</p> <ul style="list-style-type: none"> (Classlink → ThinkCentral → Things To Do) Make sure to answer the vocabulary, shades of meaning, and comprehension questions carefully. Remember to use complete sentences for the two essay questions. Think Central Tutorial: https://youtu.be/RxKsjlPlnVg
Language Arts		<p>Handwriting p. 27, 28, 29</p>
Brain Break (optional)		<p>Kids Workouts to do at Home</p> <p>https://www.youtube.com/playlist?list=PLyCLoPd4VxBvPHOpzoEk5onAEbq40g2-k</p>
Writing		<p>Earth Day Project</p> <ul style="list-style-type: none"> Complete the directed drawing video
Math	  	<p>Daily Math Week 31, Day 5</p> <p>8.7 Partitioning Rectangles Part 2</p> <ul style="list-style-type: none"> Video https://youtu.be/0XKmSEBewjg Math Journal (p.206-207) Math Boxes Math Journal (p.209) Skills Link Practice Set 76 (p.84) Extra Skill: Solving Addition Problems Math Journal p.208
Social Studies		<p>Mystery Science: Why do plants grow flowers?</p> <p>https://mysteryscience.com/flowers/mystery-1/pollination-plant-reproduction/91?t=student</p> <ul style="list-style-type: none"> View Hands-On Activity Segment (scroll down for materials if your child chooses to run the experiment) End of Mystery Response (print out PDF)